

Queensway Car Park

at

Morley

Survey Report 2007



**City Development
Strategy and Policy
Transport Policy Monitoring**

Jean Dent, Director

Introduction

This survey was commissioned by Leeds City Councils Neighbourhoods and Housing Department to assess introduction of waiting limits for Queensway car park in Morley.

The survey was undertaken on two separate days, Wednesday 26th September 2007 and Saturday 29th September 2007 during the hours of 0700 to 1800.

The car park mainly caters for patrons of Morrisons Super Market but there are no restrictions on people parking here and using facilities in and around Morley Town Centre.

There are a total of 585 spaces which includes 27 disabled spaces.

Methodology

The basic methodology used to collect data was by using the parking beat survey technique, in which an enumerator patrolled a pre defined area within the car park at regular intervals, in this case once every 60 minutes. At each section, partial registrations were recorded (by time of day) to enable estimates of parking accumulations and durations to be made.

As the patrols were undertaken at 60 minute intervals, this method may underestimate the number of short stay parkers.

In order to understand the duration data properly, it is helpful to describe the methodology of parking beat surveys. In this survey the enumerator records the registration number of parked vehicles every 60 minutes. If a vehicle arrives and departs between enumerator visits then it will not be recorded, and consequently the number of parking events may be under-recorded. So therefore, as the length of the beat interval increases, then so the possibility of missing short stay parking events will increase. The parking beat interval also affects the accuracy of the duration data. With a 60 minute beat the duration data is accurate to 60 minutes.

Results

The car park was divided into 5 distinct sections (Figure 1) and the results are reported for each individual section and then for the whole car park.

The results are illustrated by series of tables (1 to 4) and graphs (figures 2 to 13).

A brief summary of some of the findings is as follows:

Number of Parking Events

Parking Event – each observation of a vehicle is counted as a parking event hence a vehicle recorded as parked on three separate visits would be counted as 3 parking events.

Section	Wednesday	Saturday
1	891	887
2	1351	1323
3	895	819
4	851	840
5	804	782
Total	4792	4651

Peak Occupancy

Section	Wednesday	Saturday
1	100% at 1200 hrs	100% at 1400 hrs
2	101% at 1500 hrs	100% at 1100 hrs
3	101% at 1100 hrs	102% at 1200 hrs
4	100% at 1100 hrs	101% at 1100 hrs
5	83% at 1100 hrs	100% at 1100 hrs
Total	95% at 1100 & 1400 hrs	100% at 1100 hrs

Number of Different Vehicles Parking

Section	Wednesday	Saturday
1	500	576
2	593	708
3	407	496
4	415	553
5	485	525
Total	2400	2858

Length of Stay - Section 1

	Wednesday	Saturday
less than 1 hr	359 (71.8%)	424 (73.6%)
1 to 2 hrs	81 (16.2%)	91 (15.8%)
2 to 6 hrs	35 (7.0%)	51 (8.9%)
more than 6 hrs	25 (5.0%)	10 (1.7%)

Length of Stay - Section 2

	Wednesday	Saturday
less than 1 hr	397 (66.9%)	498 (70.3%)
1 to 2 hrs	76 (12.8%)	105 (14.8%)
2 to 6 hrs	51 (8.6%)	63 (8.9%)
more than 6 hrs	68 (11.6%)	42 (5.9%)

Length of Stay - Section 3

	Wednesday	Saturday
less than 1 hr	267 (65.6%)	326 (65.7%)
1 to 2 hrs	55 (13.5%)	104 (21.0%)
2 to 6 hrs	46 (11.3%)	57 (11.5%)
more than 6 hrs	39 (9.6%)	9 (1.8%)

Length of Stay - Section 4

	Wednesday	Saturday
less than 1 hr	270 (65.1%)	380 (68.7%)
1 to 2 hrs	63 (15.2%)	113 (20.4%)
2 to 6 hrs	60 (14.5%)	55 (9.9%)
more than 6 hrs	22 (5.3%)	5 (0.9%)

Length of Stay - Section 5

	Wednesday	Saturday
less than 1 hr	348 (71.8%)	365 (69.5%)
1 to 2 hrs	78 (16.1%)	106 (20.2%)
2 to 6 hrs	45 (9.3%)	52 (9.9%)
more than 6 hrs	14 (2.9%)	2 (0.4%)

Length of Stay - Total Car Park

	Wednesday	Saturday
less than 1 hr	1641 (68.4%)	1993 (69.7%)
1 to 2 hrs	353 (14.7%)	519 (18.2%)
2 to 6 hrs	237 (9.9%)	278 (9.7%)
more than 6 hrs	169 (7.0%)	68 (2.4%)

In summary section 2 catered for the highest number of long stayers (> 6 hrs) on both survey days, with 48% of the 141 spaces occupied by long stayers on Wednesday and 30% on Saturday.

As for the overall car park 29% of the total 585 spaces were occupied by vehicles parking for more than 6 hrs on Wednesday compared with 12% on Saturday.

Enumerator Comments & Observations

Wednesday 26th September 2007

Section 1 –

at 7am private hire taxis waiting for their next fare

at no time during the survey was there anyone parked illegally in the 8 spaces reserved for the disabled

all parkers headed towards Morrisons through the archway, some may have gone towards Queens Street

Section 2 –

19 vehicles parked at 6.30am, Morrison employees parking in this section

between 7 and 8am further arrivals of Morrisons staff and those working at adjacent stores and shops

between 10.30 and 11am the section is nearly full

at noon 2 to 3 vehicles parked illegally in the disabled bays, parking attendant issued tickets

between 1pm and 3pm this section is full, people circling looking for spaces

Section 3 –

private hire taxis waiting for their next fare

observed 1 person parking very early on and heading to the Leisure Centre

several cars parked and their occupants headed towards the surgery on Westfield Road

other occupants parked and took their children to the local nursery or child care centre

at 11 am the car park was virtually full with people driving around looking for spaces

one or two cars parked outside the marked spaces

same two cars parked in this section overnight on both days, suspect local residents

Section 4 –

few private hire drivers waiting in their cars first thing in the morning

majority of people parking in this section headed towards Morrisons, mainly, shoppers but difficult to distinguish whether to Morrisons or other shops within Morley

Section 5 –

8 spaces in this section are occupied by recycling skips and hence been excluded from any analysis

most of the vehicles that were long stay mainly parked in the area adjacent to Queensway

people observed leaving this section early on were smartly dressed, possibly office workers

others were observed leaving this section in the direction of the Leisure centre some carrying sports bags

no one parked here and walked to any of the bus stops on Queensway

Saturday 29th September 2007

Section 1 –

at 7am few private hire taxis waiting in this section

as Wednesday, all vehicles parked in the marked disabled spaces were displaying the blue badge

approximately 10 vehicles parked in this section and did not go into Morrisons but headed towards Queen Street, majority went into Morrisons

at 1pm all disabled spaces legally occupied

Section 2 –

21 vehicles parked here at 6.30am, Morrisons employees

most arrivals between 7am and 8am were employees of shops in Windsor Court Mall

at 11 am 4 cars parked outside the marked spaces

it was also noticeable that between 9.30 and 11.30am there were people parking in the car parking walking out in the direction of Queens Street

between 11am and 1pm section operating at its capacity no available spaces

Section 3 –

several private hire taxis waiting in this section at start

from 10am this section was nearly full, vehicles circling looking for spaces

one vehicle parked illegally outside the marked bay

12 noon section full, some parking outside the marked bays

Section 4 –

mainly all shoppers parking in this section

Section 5 –

between 8am and 10am most people leaving the car park entered the Leisure centre on Queensway

this section was a lot busier on Saturday compared to Wednesday, at 11am it was completely full and people looking for spaces

at 5.45am increased parking by people using Morley Leisure Centre, possibly for a special event

Conclusion

It is a very popular car park catering for various groups of users, primarily, shoppers, workers, patrons of various establishments and visitors to Morley Town Centre.

For large parts of the day it is operating at or above its operational capacity. During these times it was obvious that drivers were encountering difficulties in finding vacant spaces.

There was little or no abuse of the disable spaces; these were regularly monitored by parking wardens.

There was no evidence to suggest that the car park is being used as a park and ride site.

As expected there is greater number of long stay parkers (> 6 hrs) on a weekday compared to a Saturday.

Majority of the long stay vehicles were parked in sections 2 and 3 (refer to figure 1), in section 2 were mainly employees of Morrisons and businesses nearby. In section 3, it was observed that people parked and went to the nearby surgery, nursery and child care centre.

Recommendations

Do nothing is not an option as this would discourage people from visiting this part of Morley Town Centre if finding a parking spot was an issue.

This exercise should be used as a benchmark to look at other off – street car parks within Morley Town Centre.

A balanced approach must be found to cater for all groups using this car park. One proposal is to introduce a maximum stay of 3 hours for Monday to Saturday at sections 1 & 2 in vicinity of Morrisons and the main shopping precinct. This would mean greater space turnover and be a benefit for the shoppers as they would not have to carry their shopping over a long distance.

The design and enforcement of the above proposal must be discussed with our colleagues at Parking Services prior to the scheme implementation.

In conjunction with the above scheme can Morrisons do more to alleviate parking problems here, look in the possibility of them introducing a regular bus service to and from the store? Asda operate a similar service at their Killingbeck Store.

It is my understanding that a Private Hire firm has a contract with Morrisons for picking up their customers. If discount were given to Morrisons patrons would it not encourage more shoppers to leave their cars at home and come in by taxi.

Queensway Off - Street Car Park at Morrisons Superstore, Morley

WEDNESDAY 26th SEPTEMBER 2007							
Time hour beginning		Section 1 94 spaces	Section 2 141 spaces	Section 3 115 spaces	Section 4 119 spaces	Section 5 116 spaces	Total 585 spaces
0700	no. parked % spaces occ.	0 0.0	26 18.4	3 2.6	0 0.0	0 0.0	29 5.0
0800	no. parked % spaces occ.	13 13.8	49 34.8	11 9.6	12 10.1	10 8.6	95 16.2
0900	no. parked % spaces occ.	80 85.1	122 86.5	51 44.3	44 37.0	40 34.5	337 57.6
1000	no. parked % spaces occ.	90 95.7	138 97.9	105 91.3	102 85.7	84 72.4	519 88.7
1100	no. parked % spaces occ.	92 97.9	140 99.3	116 100.9	111 93.3	96 82.8	555 94.9
1200	no. parked % spaces occ.	94 100.0	136 96.5	112 97.4	111 93.3	95 81.9	548 93.7
1300	no. parked % spaces occ.	92 97.9	138 97.9	107 93.0	108 90.8	86 74.1	531 90.8
1400	no. parked % spaces occ.	93 98.9	138 97.9	111 96.5	119 100.0	93 80.2	554 94.7
1500	no. parked % spaces occ.	91 96.8	142 100.7	103 89.6	97 81.5	93 80.2	526 89.9
1600	no. parked % spaces occ.	91 96.8	131 92.9	85 73.9	71 59.7	77 66.4	455 77.8
1700	no. parked % spaces occ.	81 86.2	109 77.3	58 50.4	43 36.1	77 66.4	368 62.9
1800	no. parked % spaces occ.	74 78.7	82 58.2	33 28.7	33 27.7	53 45.7	275 47.0
Total	no. parked	891	1351	895	851	804	4792

Table 1 Number of vehicles parked every hour - Wednesday 26th September 2007
 Figures in **bold** are when the area is over 90% full i.e. at or above operational capacity

Queensway Off - Street Car Park at Morrisons Superstore, Morley

SATURDAY 29th SEPTEMBER 2007							
Time hour beginning		Section 1 94 spaces	Section 2 141 spaces	Section 3 115 spaces	Section 4 119 spaces	Section 5 116 spaces	Total 585 spaces
0700	no. parked % spaces occ.	0 0.0	20 14.2	2 1.7	0 0.0	0 0.0	22 3.8
0800	no. parked % spaces occ.	42 44.7	62 44.0	7 6.1	4 3.4	3 2.6	118 20.2
0900	no. parked % spaces occ.	88 93.6	127 90.1	38 33.0	33 27.7	21 18.1	307 52.5
1000	no. parked % spaces occ.	88 93.6	138 97.9	112 97.4	111 93.3	85 73.3	534 91.3
1100	no. parked % spaces occ.	92 97.9	141 100.0	116 100.9	120 100.8	116 100.0	585 100.0
1200	no. parked % spaces occ.	91 96.8	138 97.9	117 101.7	117 98.3	115 99.1	578 98.8
1300	no. parked % spaces occ.	92 97.9	140 99.3	116 100.9	119 100.0	112 96.6	579 99.0
1400	no. parked % spaces occ.	94 100.0	140 99.3	113 98.3	115 96.6	105 90.5	567 96.9
1500	no. parked % spaces occ.	91 96.8	140 99.3	103 89.6	111 93.3	102 87.9	547 93.5
1600	no. parked % spaces occ.	86 91.5	125 88.7	60 52.2	72 60.5	48 41.4	391 66.8
1700	no. parked % spaces occ.	78 83.0	101 71.6	24 20.9	26 21.8	17 14.7	246 42.1
1800	no. parked % spaces occ.	45 47.9	51 36.2	11 9.6	12 10.1	58 50.0	177 30.3
Total	no. parked	887	1323	819	840	782	4651

Table 2 Number of vehicles parked every hour - Saturday 29th September 2007

Figures in **bold** are when the area is over 90% full i.e. at or above operational capacity
Queensway Off - Street Car Park at Morrisons Superstore, Morley

WEDNESDAY 26th SEPTEMBER 2007							
Length of Stay		Section 1	Section 2	Section 3	Section 4	Section 5	Total
< 1 hr	number	359	397	267	270	348	1641
	%	71.8	66.9	65.6	65.1	71.8	68.4
1 - 2 hrs	number	81	76	55	63	78	353
	%	16.2	12.8	13.5	15.2	16.1	14.7
2 - 3 hrs	number	15	28	14	16	21	94
	%	3.0	4.7	3.4	3.9	4.3	3.9
3 - 4 hrs	number	4	9	13	13	9	48
	%	0.8	1.5	3.2	3.1	1.9	2.0
4 - 5 hrs	number	7	6	12	19	7	51
	%	1.4	1.0	2.9	4.6	1.4	2.1
5 - 6 hrs	number	9	8	7	12	8	44
	%	1.8	1.3	1.7	2.9	1.6	1.8
> 6 hrs	number	25	69	39	22	14	169
	%	5.0	11.6	9.6	5.3	2.9	7.0
Total	number	500	593	407	415	485	2400
	%	100.0	100.0	100.0	100.0	100.0	100.0

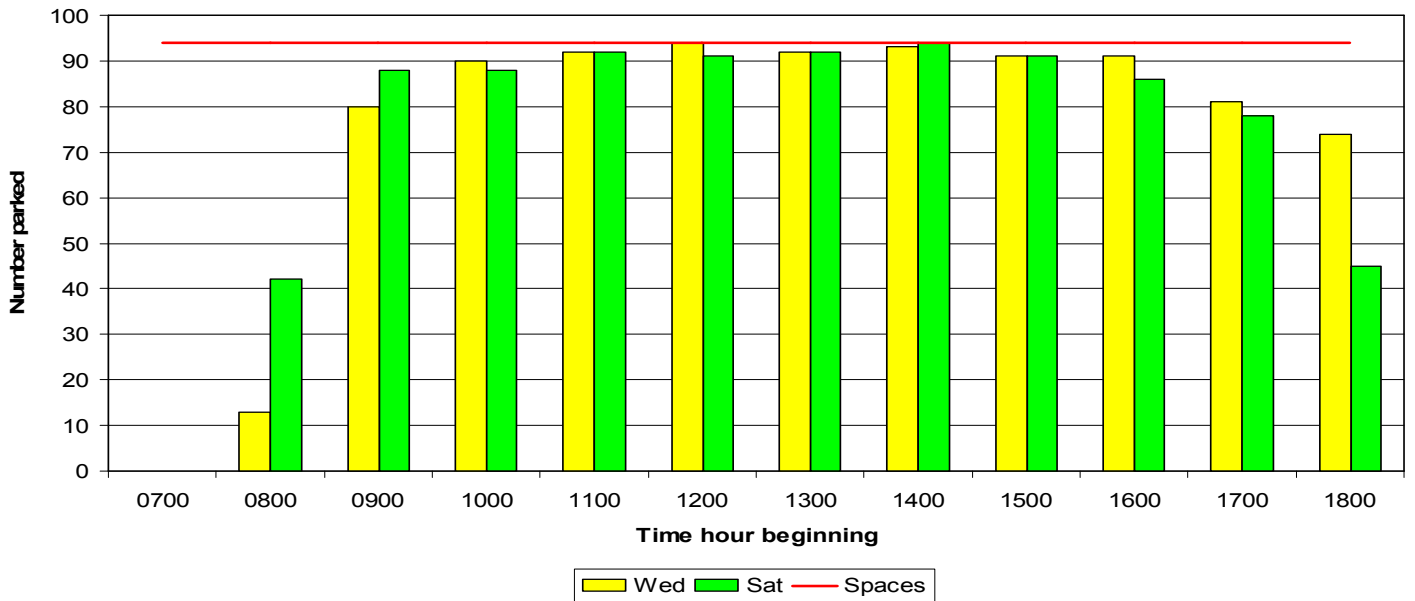
Table 3 Length of stay for individual vehicles parked - Wednesday 26th September 2007

Queensway Off - Street Car Park at Morrisons Superstore, Morley

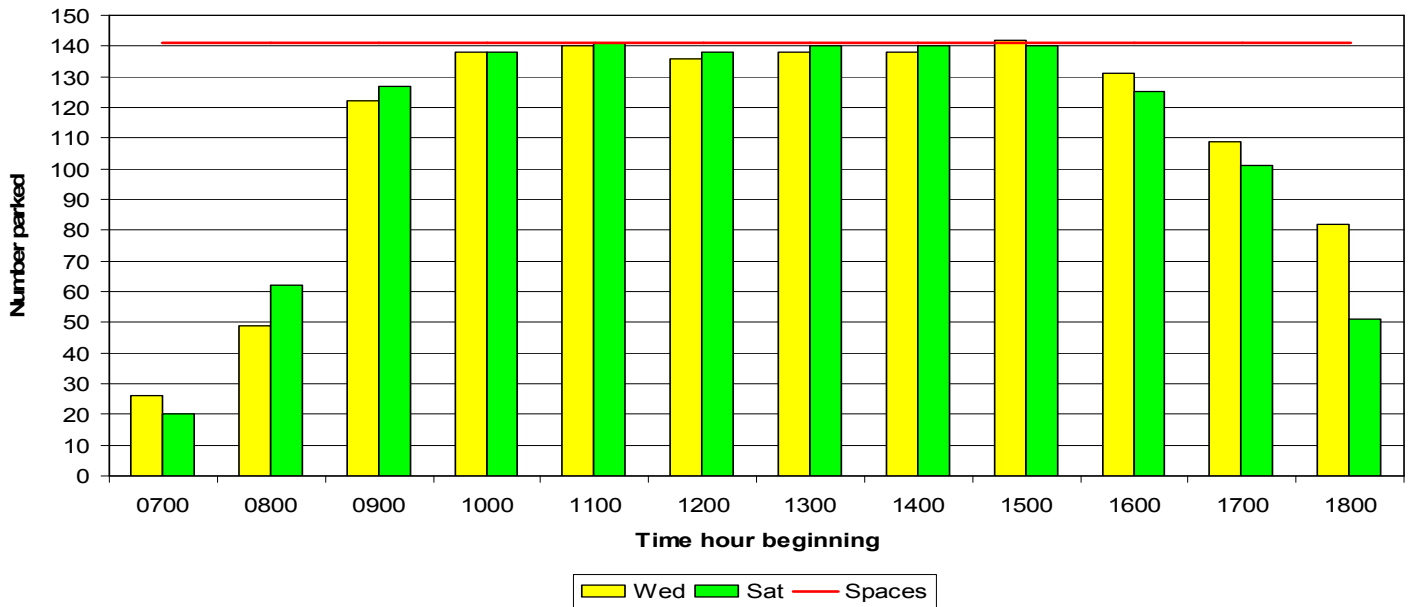
SATURDAY 29th SEPTEMBER 2007							
Length of Stay		Section 1	Section 2	Section 3	Section 4	Section 5	Total
< 1 hr	number	424	498	326	380	365	1993
	%	73.6	70.3	65.7	68.7	69.5	69.7
1 - 2 hrs	number	91	105	104	113	106	519
	%	15.8	14.8	21.0	20.4	20.2	18.2
2 - 3 hrs	number	29	32	30	35	30	156
	%	5.0	4.5	6.0	6.3	5.7	5.5
3 - 4 hrs	number	11	15	19	9	12	66
	%	1.9	2.1	3.8	1.6	2.3	2.3
4 - 5 hrs	number	8	8	7	8	8	39
	%	1.4	1.1	1.4	1.4	1.5	1.4
5 - 6 hrs	number	3	8	1	3	2	17
	%	0.5	1.1	0.2	0.5	0.4	0.6
> 6 hrs	number	10	42	9	5	2	68
	%	1.7	5.9	1.8	0.9	0.4	2.4
Total	number	576	708	496	553	525	2858
	%	100.0	100.0	100.0	100.0	100.0	100.0

Table 4 Length of stay for individual vehicles parked - Saturday 29th September 2007

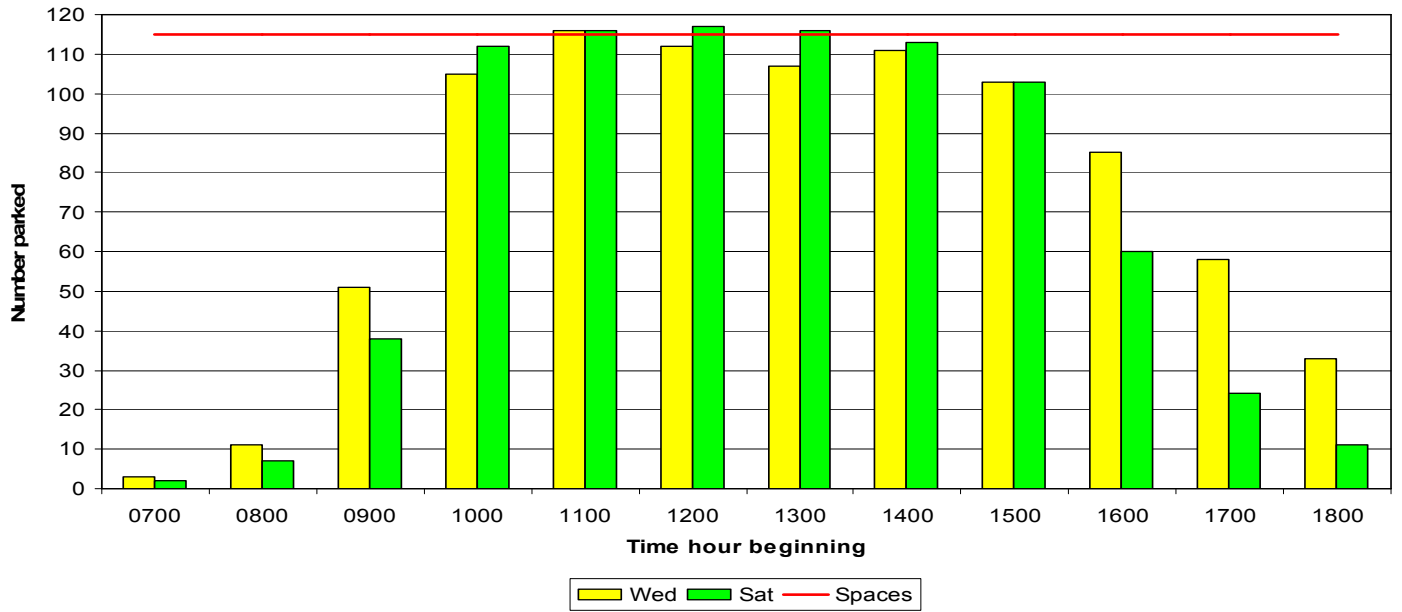
**Figure 2 - Numbers of vehicles parked in Section 1
94 Spaces**



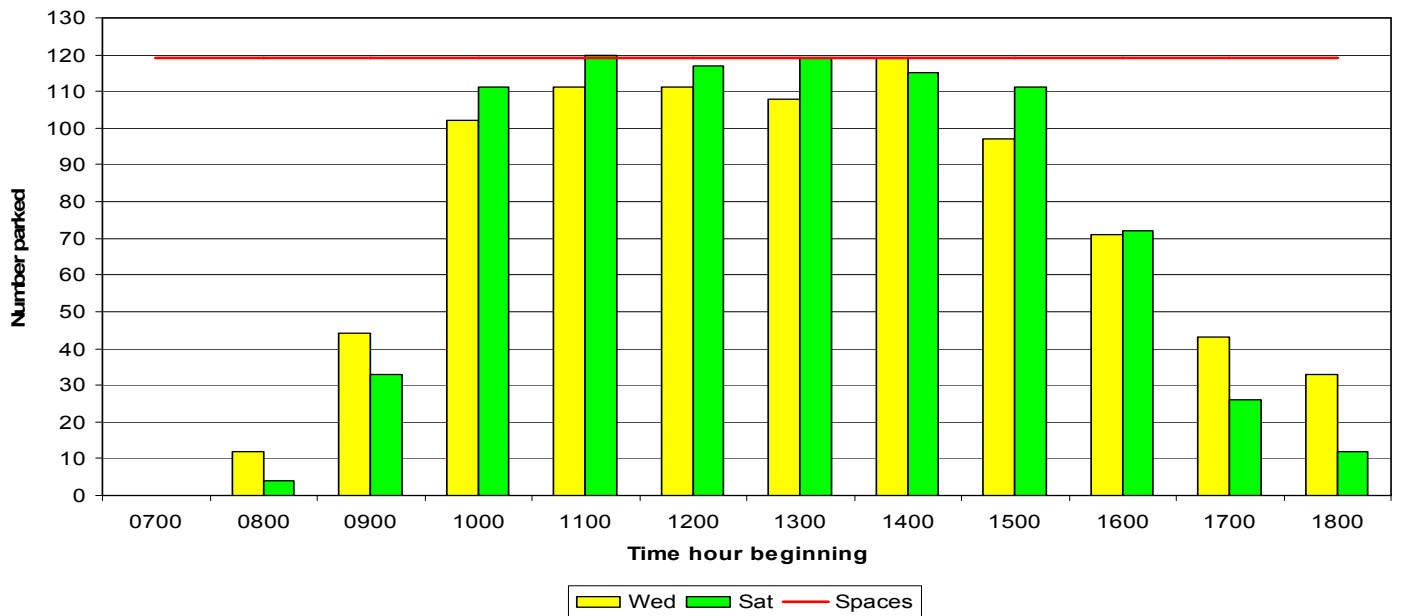
**Figure 3 - Numbers of vehicles parked in Section 2
141 Spaces**



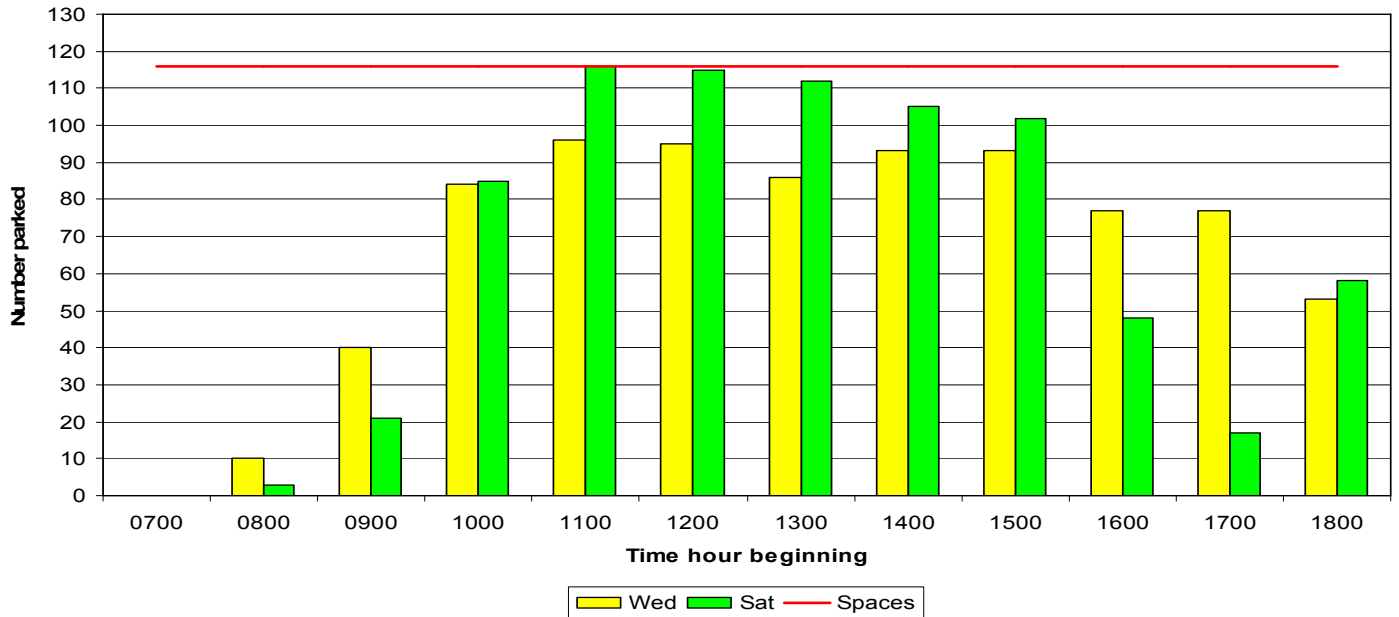
**Figure 4 - Numbers of vehicles parked in Section 3
115 Spaces**



**Figure 5 - Numbers of vehicles parked in Section 4
119 Spaces**



**Figure 6 - Numbers of vehicles parked in Section 5
116 Spaces**



**Figure 7 - Numbers of vehicles parked in Car Park
585 Spaces**

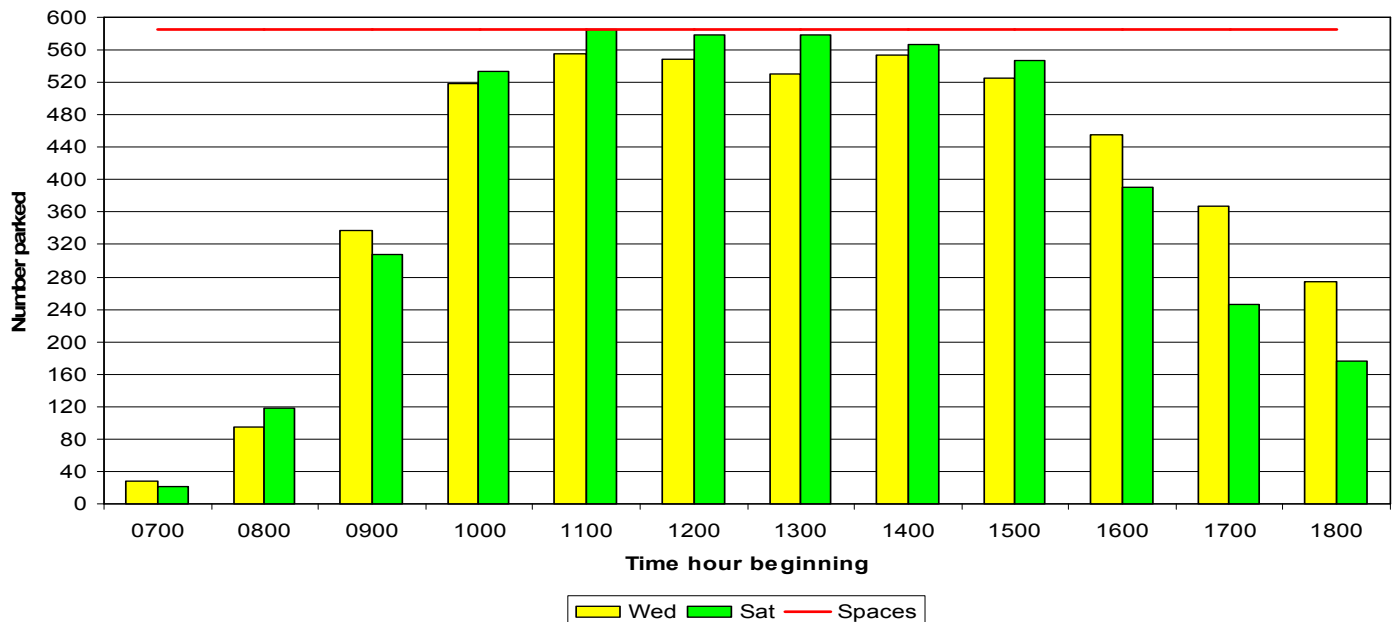


Figure 8 Length of stay of vehicles parked in Section 1

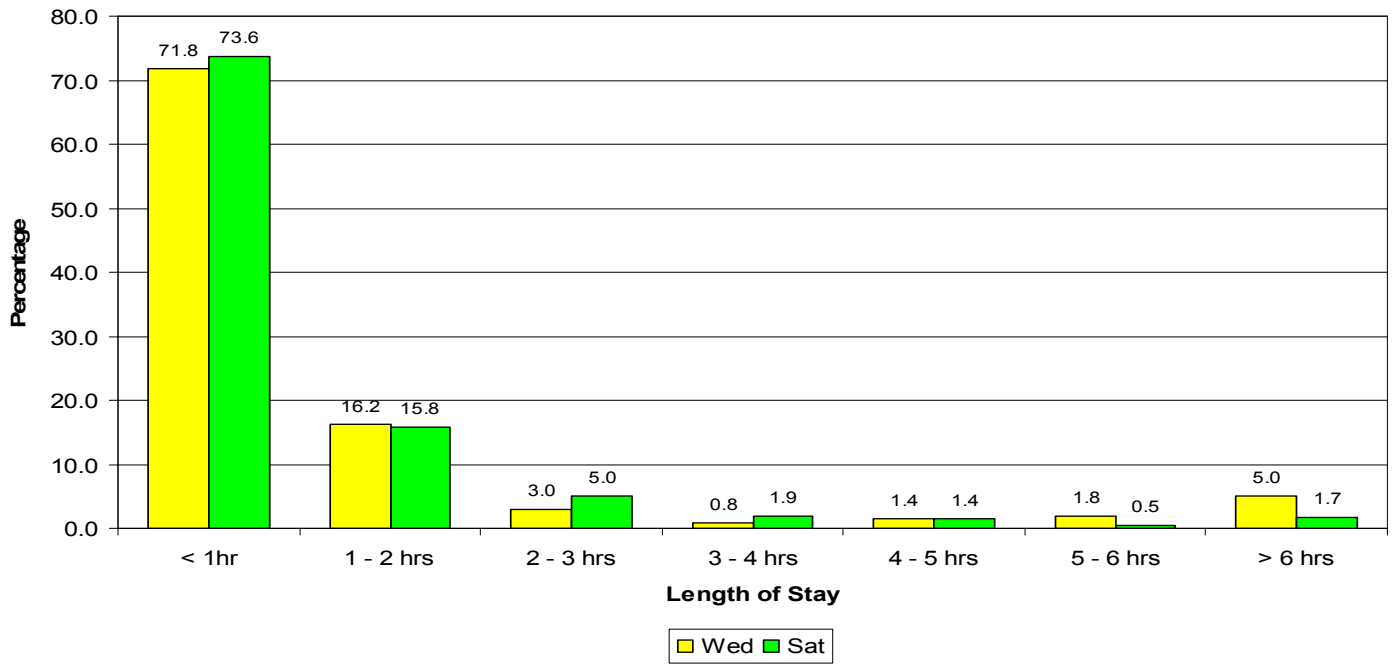


Figure 9 Length of stay of vehicles parked in Section 2

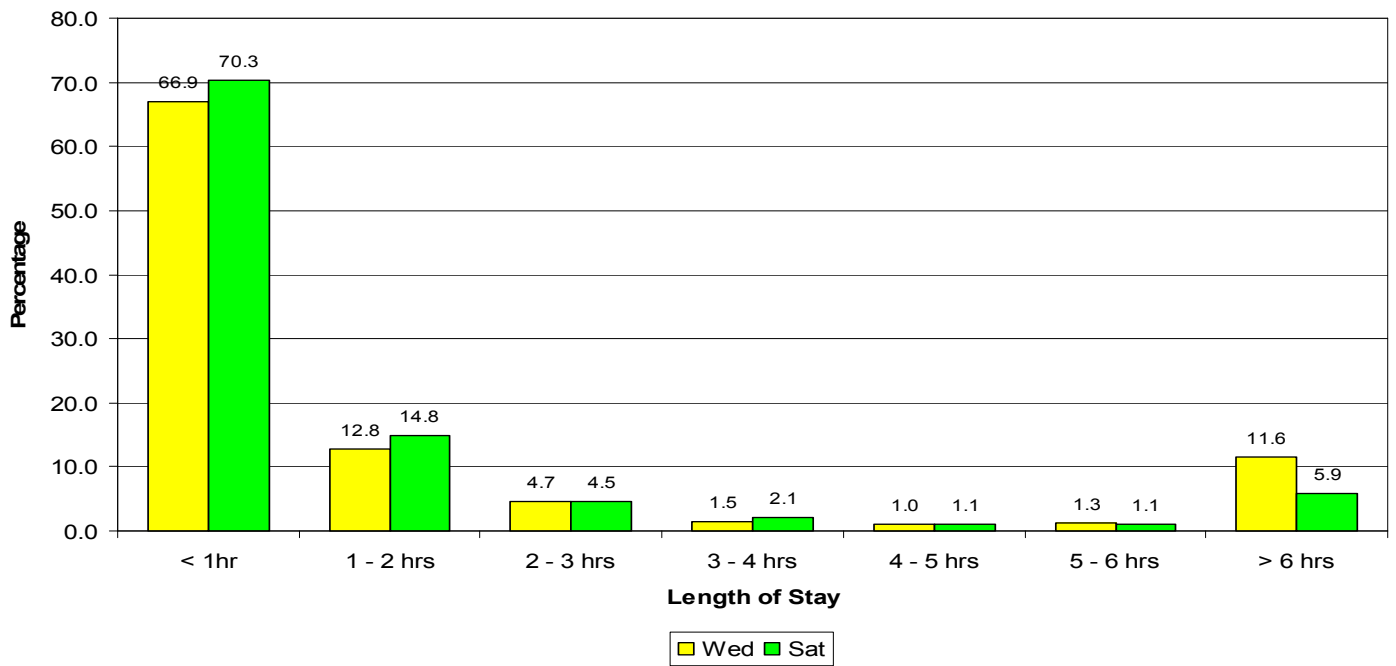


Figure 10 Length of stay of vehicles parked in Section 3

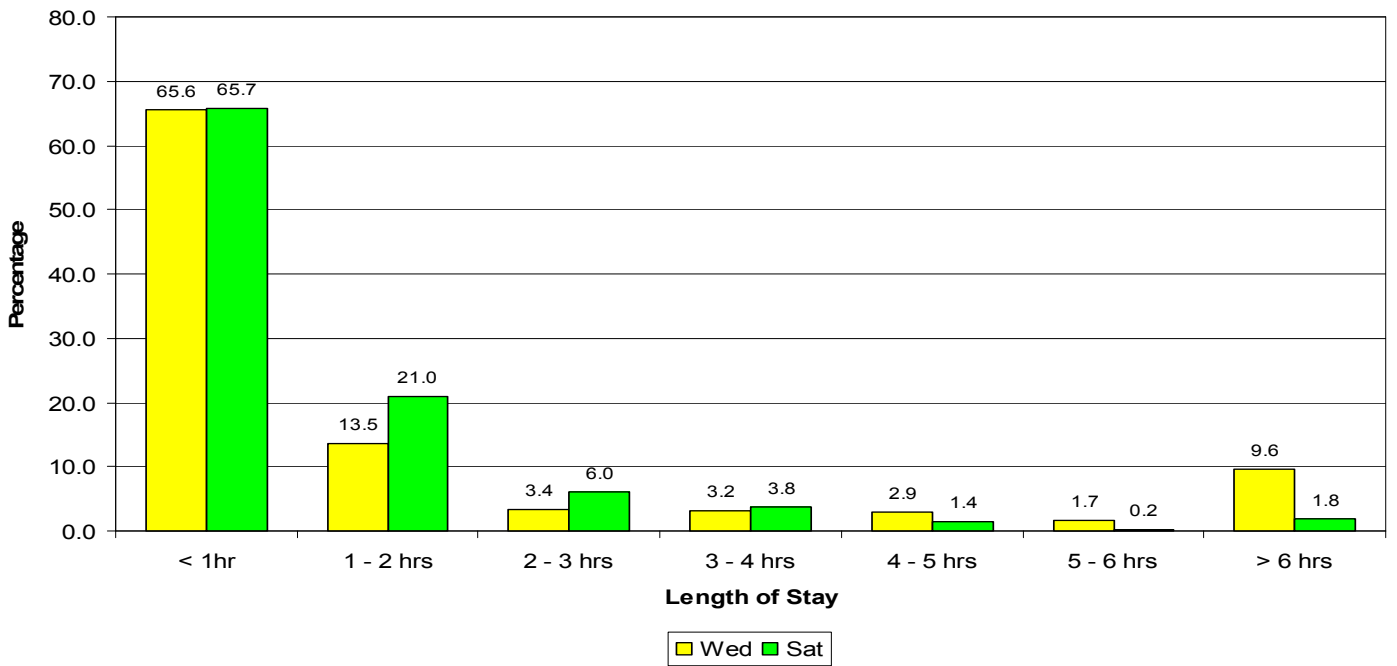


Figure 11 Length of stay of vehicles parked in Section 4

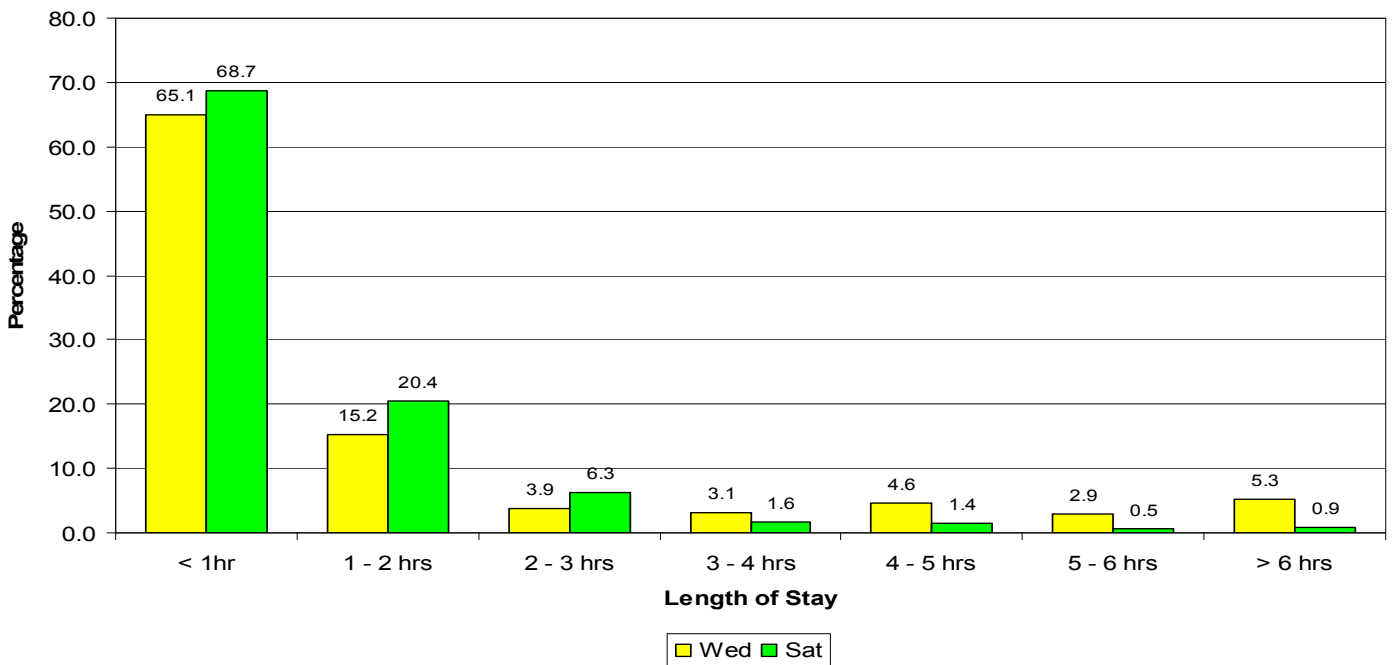


Figure 12 Length of stay of vehicles parked in Section 5

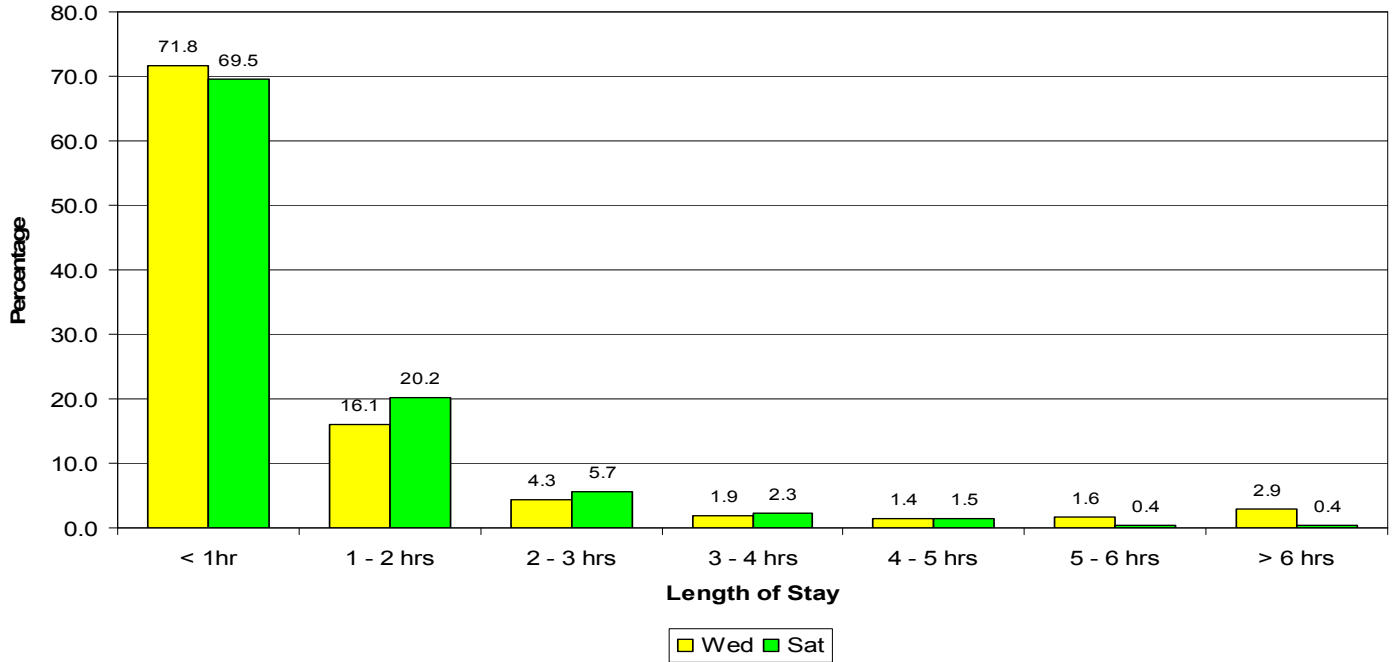
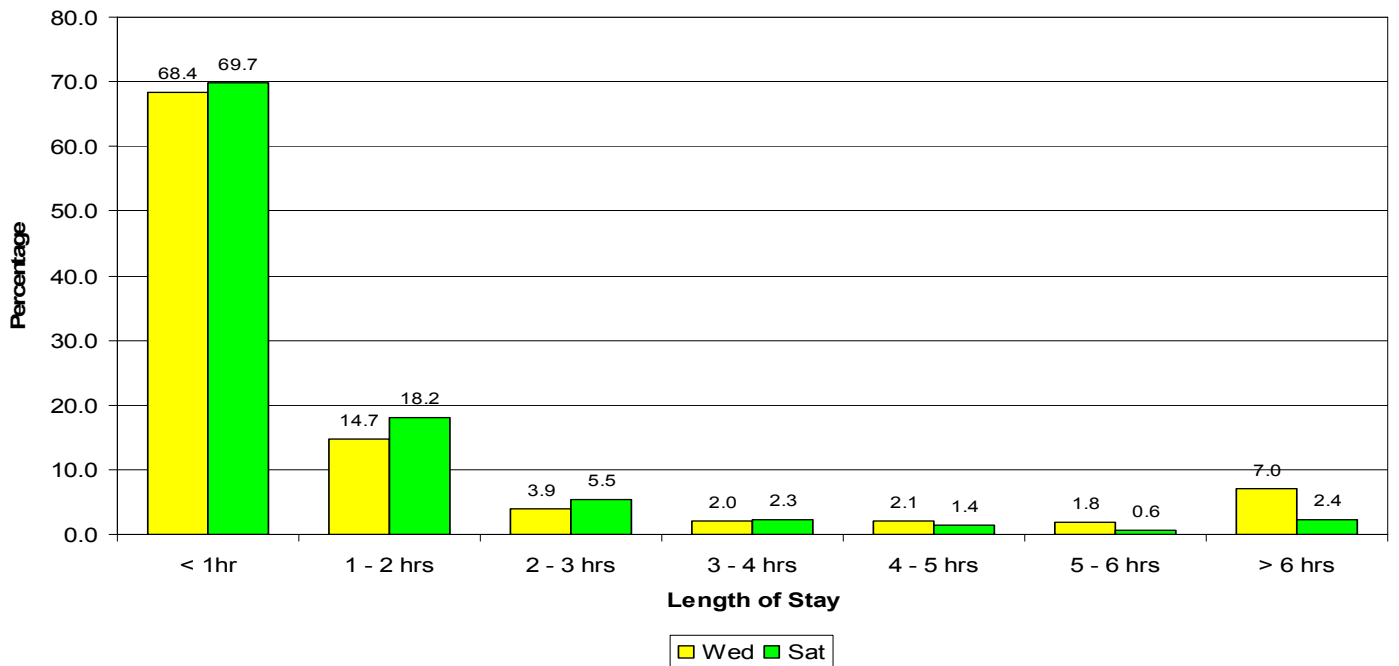
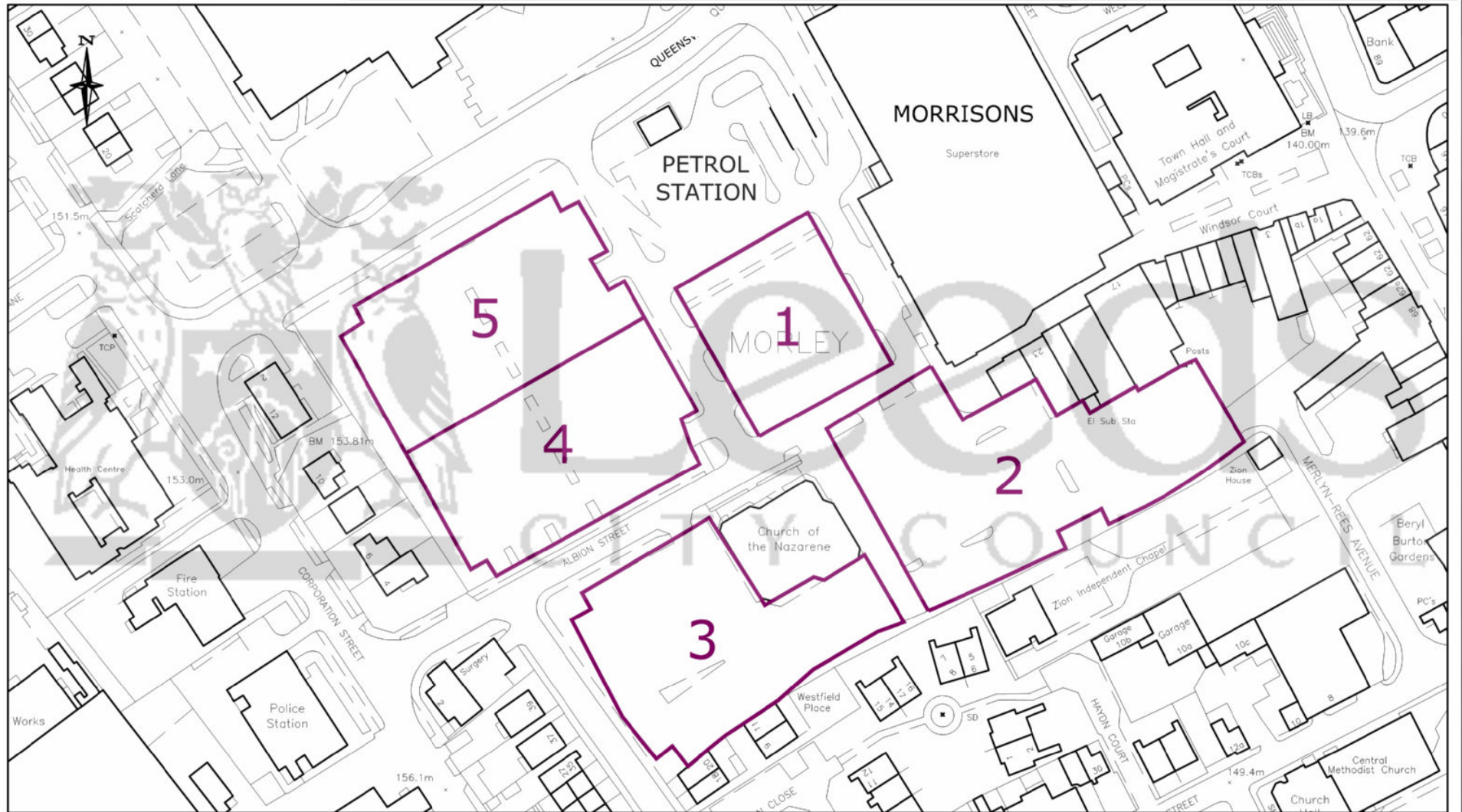


Figure 13 Length of stay of vehicles parked in Car Park





**QUEENSWAY OFF-STREET CAR PARK
 MORLEY**

FIGURE 1 – SECTIONS SURVEYED

	INITIALS	DATE	SCALE
DRAWN	MM	10/07	N.T.S.
ACAD	AM	10/07	
CHECK			ORIGINAL SHEET SIZE A4



Leeds
 CITY COUNCIL
 TRANSPORT POLICY

DRAWING NUMBER:	TPM-995177-01
DATE:	October 2007